

HOW TO GUIDE

For Food to Takeway on APP

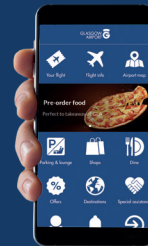
1

Download Glasgow Airport app



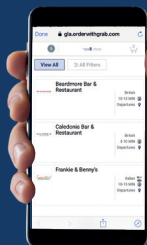
2

Tap on the pre-order take away food picture



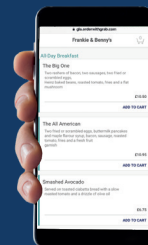
3

Select the outlet



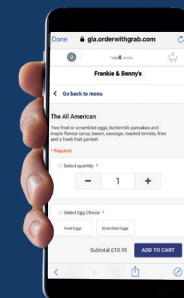
4

Pick the items you want to eat and drink (soft drinks only)



5

Customise your order & add to cart



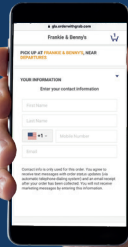
20% OFF
YOUR FIRST
ORDER*
USE CODE GLA20

*T&Cs apply. Visit glasgowairport.com/terms



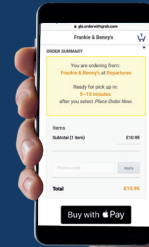
6

Fill out your information including your mobile number. This will be used to provide order updates.



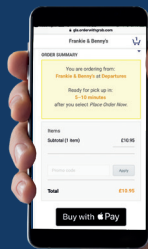
7

Choose payment by card or Apple Pay



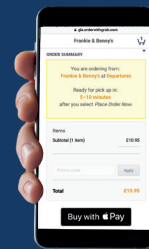
8

Enter discount code GLA20 for 20% off your first order



9

Place order & pay



10

Receive text message with order updates



20% OFF
YOUR FIRST
ORDER*
USE CODE GLA20

*T&Cs apply. Visit glasgowairport.com/terms